


## Specification table

No.	Part Name	QTY	BS-SC1-G-27U BS-SC1-V-27U	BS-NFC8-G-27U BS-NFC8-V-27U	BS-NFC6-G-27U
1	Frame	2	1.2mm SPCC steel	1.2mm SPCC steel	1.2mm SPCC steel
2	Front Door	1	5mm tempered glass or 1.2mm SPCC vented steel	5mm tempered glass or 1.2mm SPCC vented steel	5mm tempered glass
3	Side Door	2	1.2mm SPCC steel	1.2mm SPCC steel	1.2mm SPCC steel
4	Bottom	1	1.2mm SPCC steel	1.2mm SPCC steel	1.2mm SPCC steel
5	Top	1	1.2mm SPCC steel	1.2mm SPCC steel	1.2mm SPCC steel
6	Rear door	1	1.2mm SPCC steel	1.2mm SPCC steel	1.2mm SPCC steel
7	Mounting Profile	4	1.5mm SPCC steel	1.5mm SPCC steel	1.5mm SPCC steel
8	Side lock	2	Yes	Yes	yes
9	Hinges	4	2.0mm steel	2.0mm steel	2.0mm steel
10	Wiring Panel	7	1.2mm SPCC steel	1.2mm SPCC steel	1.2mm SPCC steel
11	Cage nut Stainless steel	/	30	30	30
12	Light button	1	yes	Yes	Yes
13	Quick open latch	/	4	4	4
14	Fan	/	4	4	2
15	PDU	/	1	1	1
16	Shelf	/	2	2	2
17	Light	/	1	1	1
18	heat sensor	/	/	/	/
19	Earthing	2	Yes	Yes	Yes
20	Castors & feet	/	4	4	4
21	Packing (Flat)	3	cartoon	Cartoon	Cartoon
22	Assembly	/	Not	Not	Not
23	Width (mm)	/	600	600	600
24	Depth (mm)	/	1000	800	600
25	Height (mm)	/	1280	1280	1280

# FLOOR STANDING CABINET

27U




Fan




Light



PDU



Earthing cable



Shelf